

# Financial Highlights

## 財務摘要

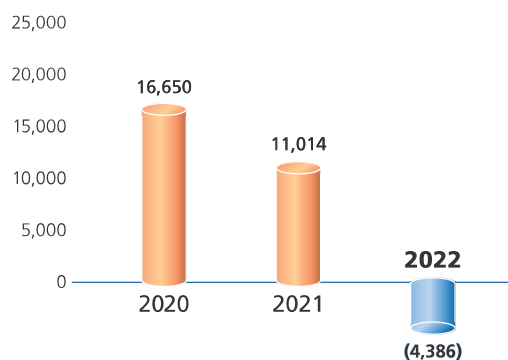
截至十二月三十一日止年度  
For the year ended 31 December

		2022	2021	Difference
		US\$'000	US\$'000	
		千美元	千美元	差異
Revenue	收益	451,007	382,361	18.0%
Gross profit	毛利	43,349	60,373	-28.2%
(Loss)/profit for the year	本年度(虧損)/溢利	(4,384)	11,032	-139.7%
(Loss)/profit attributable to owners	擁有人應佔(虧損)/溢利	(4,386)	11,014	-139.8%
Basic (loss)/earnings per share	每股基本(虧損)/盈利	(0.29)	0.72 US cents 美仙	
Diluted (loss)/earnings per share	每股攤薄(虧損)/盈利	(0.29)	0.72 US cents 美仙	
Final dividend proposed per share	擬派每股末期股息	-	0.162 US cents 美仙	
Total dividends paid and proposed per share	已付及擬派每股股息總額	-	0.434 US cents 美仙	

### (LOSS)/PROFIT ATTRIBUTABLE TO OWNERS

擁有人應佔(虧損)/溢利

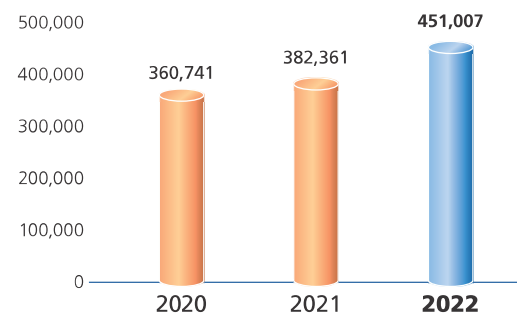
in US\$'000 千美元



### REVENUE

收益

in US\$'000 千美元

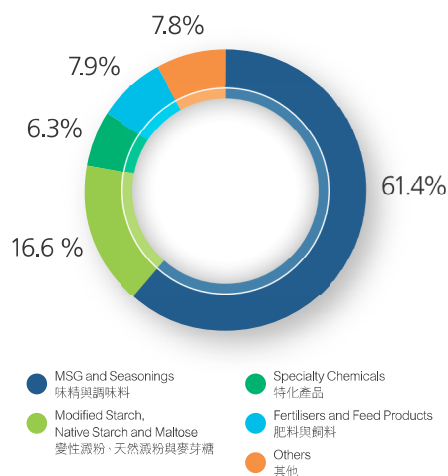


### REVENUE BY PRODUCTS

按產品分類之收益

12 months ended 31 Dec 2022

截至二零二二年十二月三十一日止十二個月



### REVENUE BY GEOGRAPHIC LOCATION

按地區分類之收益

12 months ended 31 Dec 2022

截至二零二二年十二月三十一日止十二個月

